

M30 capacitive 3-wire DC Proximity Switch CT1

IMO

- Shielded and unshielded models
- IP65 nickel plated brass housing
- 16 options including plug-in
- Sensitivity adjustment
- Detects metal and non-metal objects
- LED operation indication
- Integral metal cable support
- High electrical noise immunity
- Nominal sensing range Shielded 2-15mm
Unshielded 2-20mm



CE

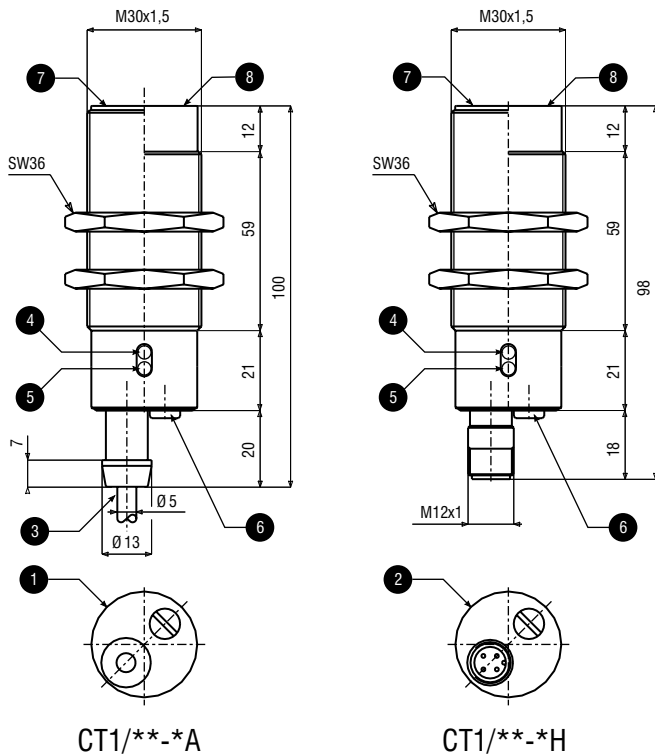
Options and ordering codes

CT1	/	A		N	-	1		A
Normally open output		A						A Axial cable exit 2m
Normally closed output		C						H M12 plug connector
NPN output				N		1	Shielded	
PNP output				P		2	Unshielded	

Specification

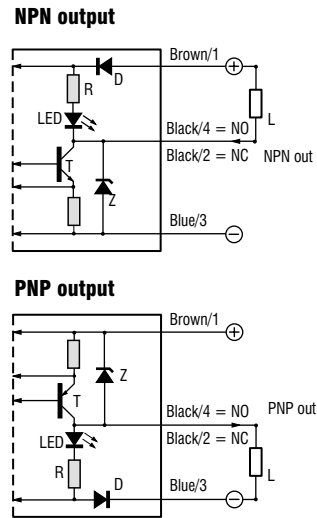
Model	CT1/**-1*	CT1/**-2*
Nominal sensing distance $S_n^{(1)}$	2 to 15mm	2 to 20mm
Operating distance	2 to 12mm	2 to 16mm
Differential travel	2 to 20%	
Repeat accuracy	10%	
Operating voltage	10-30Vdc	
Ripple	≤ 10%	
No-load supply current	8mA	
Load current	≤ 200mA	
Leakage current	≤ 10μA	
Voltage drop	0,75/1,8V max. $I_L=10/200mA$	
Output type	NPN or PNP and NO or NC	
Switching frequency	100Hz	
Time delay before availability	100ms	
Supply electrical protection	polarity reversal, transient	
Output electrical protections	short circuit (autoreset)	
Temperature range	-25° to +70°C	
Temperature drift	20% S_r	
Protection degree (DIN 40 050)	IEC IP65	
LED indicators	Green (supply), Red (NO output energized)	
Housing material	nickel-plated brass	
Sensing face material	PBT	
Tightening torque	100Nm	
Weight (approx.)	280g (cable exit), 200g(plug exit)	

Dimensions mm

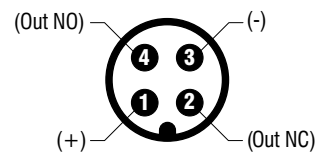


- 1 Axial cable exit
- 2 M12 plug cable exit
- 3 Cable 3x0.34mm² , Ø5mm, PVC, 2m
- 4 Red LED (NO output energized)
- 5 Green LED (supply)
- 6 Trimmer for sensitivity adjustment (20 turns)
- 7 Shielded version
- 8 Unshielded version

Wiring diagrams



Connectors M12 (H type)



Characteristic curves

